

SHARP

Be Original.

MX-M7570
MX-M6570

Digital Multifunction System

A Productivity-Booster You Can Count On



simply better **business**

Feature-Packed Flexibility for Simply Better Business

The user-friendly Sharp MX-M7570/M6570 is a brilliantly versatile B&W document solution for the modern office. Flexibility is in the DNA of this MFP—you can configure it to fit your office needs exactly. Packed to the brim with advanced features, it produces documents of consistently high quality. At the same time, it's easy and intuitive to use for anyone on your team. So, if you want to streamline document workflow in your office, bring the MX-M7570/M6570 on board.



1 Finisher

You can choose an optional finisher that supports commonly used finishing functions. It also offers the following useful capabilities: a Stapleless Stapler crimps the corner of paper to keep up to five sheets securely bound; and a Manual Stapler lets you staple documents at the MFP without the need of a conventional stapler.



2 Saddle Stitch Finisher

Perfect for booklet making, this option automatically staples, punches holes*, and folds. With the addition of the optional Trimming Module, the edges of saddle-stitched documents can be trimmed to a beautifully consistent finish.

* Requires separate Punch Module option.



3 Folding Unit

This option performs five types of automated folding for efficient production of direct mail and other items.



4 Curl Correction Unit

To ensure smooth paper transport, top and bottom rollers on this optional unit keep paper from warping.

5 Inserter

Thanks to two 200-sheet input trays that can handle different types of paper, the optional Inserter can add pre-printed covers and coloured pages to give documents a high-grade, professional look.



Office users

Simply Better Experience

The MX-M7570/M6570 can be customised to meet the needs of individual users, making operation simpler than ever. Such ease of use ensures that everyday jobs are done smoothly and quickly and that high-quality documents are created with ease. This is one MFP that's sure to boost your workplace efficiency.



Business owners / directors

Simply Better Process

The MX-M7570/M6570 is a central document hub designed for outstanding productivity and easy operation by every member of your team. This MFP can give your whole office a boost and help you to grab new business opportunities and expand your business.



IT managers / administrators

Simply Better Admin

Simple, secure system administration is the bedrock of every successful business. As a system administrator, setting up a secure environment with the MX-M7570/M6570 is easy. Not only does this provide peace of mind, it also enables your entire team to work more efficiently.



6 Duplex Single Pass Feeder

Because this highly reliable document feeder scans both sides of two-sided originals in one pass, large-volume documents can be scanned quickly and efficiently.



8 10.1-Inch Colour Touchscreen LCD

A user-friendly touchscreen interface incorporating an Easy UI mode makes it easy and intuitive to operate the MFP.



7 LED Status Lamps

Next to the control panel are two LED lamps: one red, one green. These light up to notify you—even from a distance—of the status of the machine.



9 QWERTY Keyboard

Adding the full-size retractable QWERTY keyboard option makes it easy to type in any needed information.



HIGH PRODUCTIVITY

Super-Efficient Output

The MX-M7570/M6570 delivers a fast output of 75/65 ppm*. The first copy comes out in just 3.5/3.9 seconds, saving you valuable time when performing multiple short-run jobs.

* A4 (8 1/2" x 11"), long-edge feeding



High-Efficiency Scanning


The MX-M7570/M6570 comes equipped with a highly efficient 150-sheet DSPF (duplex single pass feeder). This scans both pages of two-sided documents in one pass. With a scanning speed of up to 100 opm* (one-sided) or 200 opm* (two-sided), the MFP can finish even large projects quickly.

* Originals per minute; when feeding A4 (8 1/2" x 11") sheets

Versatile Paper Handling

The MFP accommodates a wide variety of paper, in sizes up to A3W and in weights up to 300 g/m². It can also handle extra-long paper up to 1,300 mm*. In addition to plain paper, the MFP accommodates a number of other paper types, including coated and removable adhesive paper.

* Sharp recommends using the optional MX-LT10 for this function. Contact a Sharp customer representative for details.



Intermediate Toner Hopper for Continuous Runs

Thanks to an intermediate toner hopper, there's no need to stop the MX-M7570/M6570 during large-volume copy/print jobs when the toner cartridge needs changing. The MFP can use toner from the toner hopper to continue printing while the empty toner cartridge is replaced with a new one.



Printing continues during toner cartridge replacement

Extra Paper Capacity

For high-volume work, the MX-M7570/M6570 can accommodate two types of optional large-capacity trays. One type is for A4 paper, for a total capacity of 6,700 sheets. The other is for paper ranging from B5 to A3W, for a total capacity of 6,200 sheets. When a tray runs out of paper, the Auto Tray Switching function automatically switches to another paper tray filled with same-size paper, allowing you to do extra-large-volume jobs without worry.



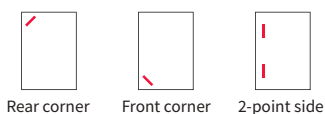
In-Line Finishing Options

This MFP offers plenty of finishing options to suit a variety of workplaces and applications.

	MX-FN33 Finisher	MX-FN34 Finisher	MX-FN35 Saddle Stitch Finisher	MX-FN21 Finisher	MX-FN22 Saddle Stitch Finisher	MX-FD10 Folding Unit
Max. paper capacity* ¹	500 sheets	3,250 sheets	3,250 sheets	4,250 sheets	4,250 sheets	-
Stapleless stapling	-	Yes	Yes	-	-	-
Manual stapling	-	Yes	Yes	-	-	-
Saddle stitching	-	-	Yes	-	Yes	-
Punching* ²	-	Yes	Yes	Yes	Yes	-
Folding	-	-	Yes* ³	-	Yes* ³	Yes
Trimming* ⁴	-	-	-	-	Yes	-
Insertion* ⁵	-	-	-	Yes	Yes	-

*1: A4 (8 1/2" x 11"), 80 g/m² *2: Requires optional punch module *3: Half-fold only *4: Requires optional trimming module *5: Requires optional inserter

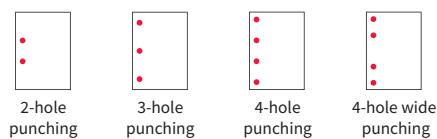
Stapling



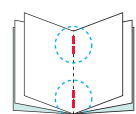
Stapleless stapling



Punching



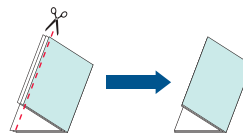
Saddle stitching



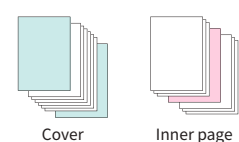
Folding



Trimming



Insertion



Office Direct Printing

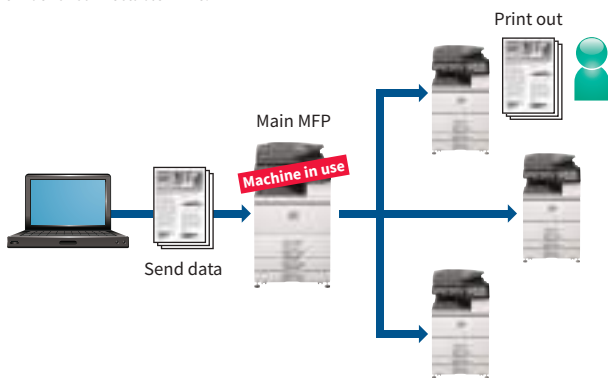
Print common Microsoft® Office files without using a PC. With a MX-M7570/M6570, you can print a Word, Excel®, or PowerPoint® file directly from a mobile device, cloud service, USB drive, or file server.

Note: The actual printout may look different from what is displayed on the computer screen. This function is enabled via DirectOffice™ technology.

Print Release*

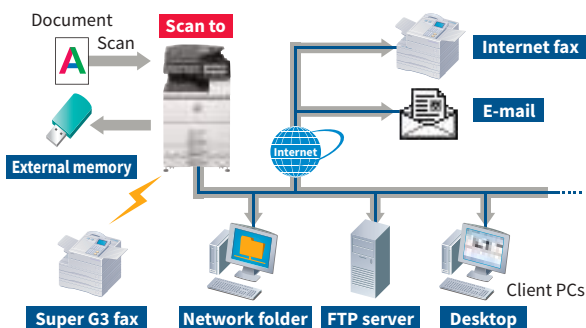
The Print Release function lets you send documents to the main MFP, which acts as a server and stores them for printing out from any other compatible MFP on the network. This function comes in handy when the main MFP is in use or under maintenance, letting you finish your job with minimal waiting.

* Contact a Sharp customer representative for details on the recommended maximum number of connectable MFPs.



Multiple Scan Destinations

Scanned documents can be distributed in a number of ways. For example, they can be sent as e-mail attachments or they can be scanned directly to an FTP server for storage. A standard-equipped compact PDF function ensures that PDF files are sent and received smoothly. When you're scanning large-volume documents, the MFP saves the data on its hard disk and generates a URL for accessing that data. You can then e-mail recipients this URL rather than the full document, thereby reducing the load on the mail server.



Versatile Fax Functions*

- **Super G3 Fax** function
- **Internet Fax** lets you exchange faxes via e-mail
- **PC-Fax/PC-Internet Fax** sends PC documents directly to a fax machine via a phone line or the Internet without printing to paper

* Fax/PC-Fax requires optional MX-FX15; Internet Fax/PC-Internet Fax requires optional MX-FWX1.


Automated Scanning*

Using advanced optical character recognition, this MFP can correct the vertical orientation of pages mixed in upside down. This conveniently saves you the hassle of having to rescan those pages. The MFP can also automatically determine scan resolution and skip blank pages in a multi-page document.

* Easy UI mode only

Convert Documents via OCR

OCR capability on the MX-M7570/M6570 lets you convert a scanned document into a searchable PDF file or into an editable Office Open XML (docx, xlsx, pptx) file. This means you can do speedy text searches, even with large-volume documents, and you can easily copy and paste text data into other applications.




Multicrop Function

The Multicrop function automatically creates separate files for multiple different-sized documents—such as receipts and bills—that are scanned simultaneously.

Image Crop Function

This function lets you scan multiple photos all at once and save each one as a separate file. It can also crop photos on documents such as magazine pages and save them as individual files.



Business Card Management

It's easy to manage a database of business cards with the MX-M7570/M6570. The MFP reads contact details on each card via OCR and then exports those details to a third-party contact management system of your choice.



10.1-Inch Colour LCD Touchscreen

A user-friendly touchscreen interface incorporating an Easy UI mode makes it easy for anyone to use the MFP's advanced functions. In this mode, simple function icons are displayed on the LCD touchscreen. Each user can customise the home screen by drag-and-dropping icons for commonly used functions, making for smoother, more efficient operation. The Advanced Preview function, meanwhile, lets you check document finishes and page layout in advance, edit pages easily, and preview documents in various modes.



Preview mode (3D)



Edit mode (rotate)

Free-Tilting Control Panel

The control panel can be tilted freely at various angles for easy viewing and easy operation, even from a wheelchair. Having the control panel at the perfect viewing angle means you can reduce eye strain and avoid making input errors.



Address Book

The address book has an easy-to-see layout that includes Frequent Use buttons, a separate Address list, and larger buttons, scroll bar, and text. This user-friendly design makes selecting the right scan/fax destinations more effortless than ever.



Remote Operation*

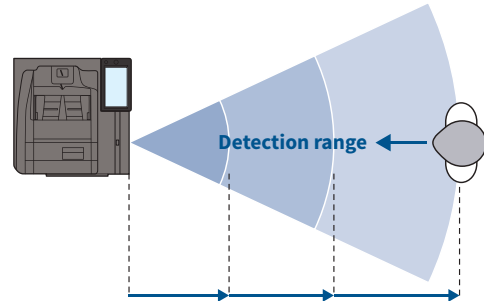
The Remote Operation function lets you display the MFP's main control panel on the screen of your PC or mobile device. From a remote location, you can then check MFP settings or reprint data stored on the MFP. This function also enables the administrator to guide an MFP user through necessary procedures and allows remote MFP operation from a wheelchair.

* Requires VNC application. Simultaneous remote operation from two or more PCs or mobile devices is not possible. Remote operation also depends on the network environment and applications being used. Contact a Sharp customer representative for details.

Motion Sensor

A built-in motion sensor detects your approach to the MFP and wakes it from Sleep mode. The control panel lights up and the machine finishes warming up as you enter your desired copy or scan settings. Then, with a minimum of waiting, you simply push the Start button to get the job underway.

Note: Detection range can be set to three different ranges.



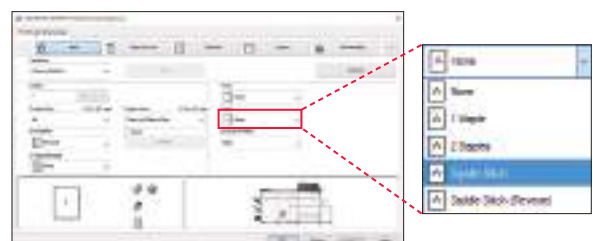
Direct Printing/Scanning with USB Drives

Insert a USB drive into the MFP and a print/scan command screen will automatically pop up on the LCD. Right away you can print files from the USB drive—which are displayed as thumbnails—or you can scan documents directly to the USB drive.



Printer Driver with Easy Setup

The printer driver setup window features a simple design that includes larger buttons and drop-down menus, making it easier than ever to use printer functions.



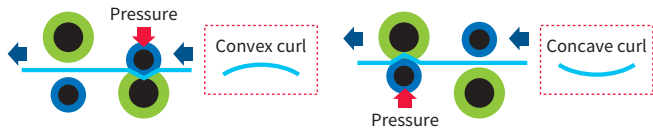
Integrated Device Management

As a system administrator, you can get the most out of a Sharp document system by using Sharp's efficiency-boosting device management tools. From a single location, you can use Sharp Remote Device Manager* (SRDM) to manage multiple Sharp MFPs. This includes everything from system setup, user access, and security settings to troubleshooting and maintenance.

* Contact a Sharp customer representative for availability and other details.

Curl Correction

For reliable output of two-sided copies and prints, the MX-M7570/M6570 provides built-in curl correction. And for added stability, the optional Curl Correction Unit uses top and bottom rollers to apply pressure to convex and concave curls, preventing paper from warping before it goes to the finisher.



Full Front Access

Particularly convenient during toner cartridge replacement, an unlikely paper jam, and other operations, full front access to all key machine components ensures easy maintenance—and maximum uptime.



SUPERB IMAGE QUALITY

High-Resolution Output

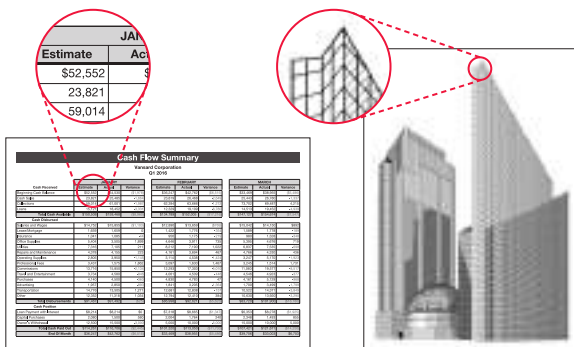
The MFP's print engine supports 1,200 × 1,200 dpi printing and copying. Digital smoothing technology delivers print and copy resolution at the equivalent of 9,600 × 600 dpi, giving you ultra-clear image quality. Fine lines and small text come out looking crisper and easier to read.

Halftone Process Control

Halftone process control brings optimal monochrome gradation and outstanding image quality to high-volume copy/print jobs. Employing an image density sensor to enhance the stability and accuracy of each gradation, halftone process control ensures consistently high image quality from first page to last.

Line Width Adjustment

This function adjusts the width of lines. Fine lines, which are otherwise difficult to render properly, turn out sharp and crisp. Intricate line drawings, complex graphs and charts, and detailed spreadsheets are reproduced with exceptional quality and precision.



True Adobe® PostScript® 3™

For better graphics handling, the MX-M7570/M6570 comes standard with true Adobe PostScript 3.

Easy, High-Quality Scanning

Through an advanced three-step process, **Auto Colour Mode** provides fully automated scanning in both colour and B/W—with a simple press of the Start button. Here's how it works: **Auto Colour Selection** automatically determines whether a page is colour or B/W. **Auto Original Type Selection** then analyses page contents to distinguish between different components (such as photos and text) and selects the appropriate mode. Finally, **Background Suppression** automatically removes unnecessary background colour.

Auto Colour Mode

Original

Auto recognition

Scanned image

Text comes out crisp and clear, and unnecessary background colour is automatically removed

Clear, Easily Visible Copies

Auto Original Type Selection and **Background Suppression** are just as effective for copying as they are for scanning. Copies of documents that have a colour background—for example, newspaper articles, flyers, or invoices—come out superbly clear and legible.

Copying Originals with Highlighted Lines

Highlighter markings, such as lines, check marks, and circles on a document are usually hard to reproduce. But with this MFP, they turn out clearly visible in copies.

Original

Standard mode

Highlighted lines mode

SECURE INFORMATION SHARING

Link to Cloud Services*

An MX-M7570/M6570 doesn't just connect to your local server. It also connects with cloud services directly from the MFP's control panel. You can upload scanned data to Google Drive™, OneDrive® for Business, SharePoint® Online, or Box—or print directly from any of them. Cloud services help to make setting up and managing a server in your company more efficient. Once you log in to the MFP, its single sign-on feature allows you to quickly access multiple software services without having to sign in to each one separately.

* Requires optional MX-AMX2. Contact a Sharp customer representative for details.

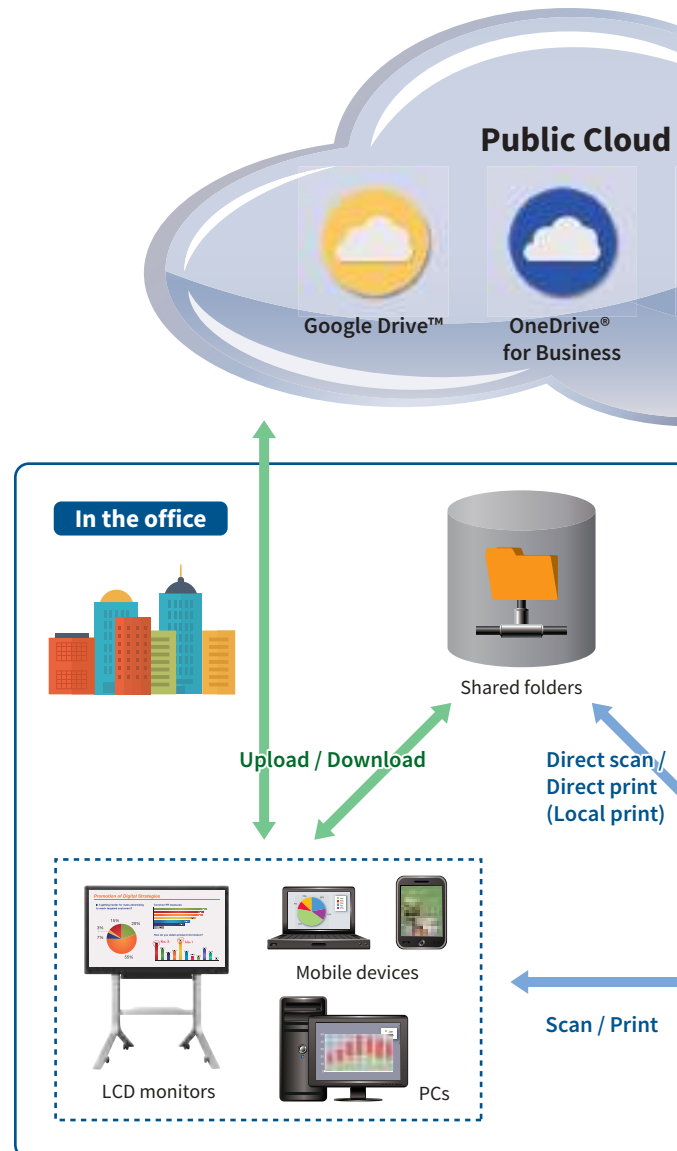
Link with Mail Servers

Scanned data can be conveniently sent via your Gmail™ or Microsoft Exchange/Online account. Sending e-mail is as easy as choosing a recipient from your address book on the mail server. Scanned data that you send can be stored on the mail server with other sent items.

Sharp OSA* (Open Systems Architecture)

Sharp OSA technology allows you to interact with intra-company systems and network applications right from the LCD control panel, offering a new realm of control and convenience. And since Sharp OSA utilises industry-standard network protocols, the MX-M7570/M6570 can easily integrate with third-party document management systems, enterprise resource planning software, workflow applications, and more. The latest version of Sharp OSA can reach beyond the firewall, enabling extensive system construction as well as services delivered over the Internet such as cloud services. In this way, Sharp OSA provides a foundation for cost reductions and information sharing across the entire company organisation—effectively enhancing total business efficiency.

* Requires optional MX-AMX2 and/or MX-AMX3.



Seamless Document Management

Sharpdesk Document Management Software

Sharpdesk provides integrated desktop management of documents in over 200 file formats, including scanned paper-based documents and those created with popular applications such as Word. It allows you to organise, edit, search, and distribute your documents, all with simple drag-and-drop operation. Features include thumbnail viewing, annotation tools for paper-free proofreading, optical character recognition, full text search, and more.

Easy Sharing of Application Files

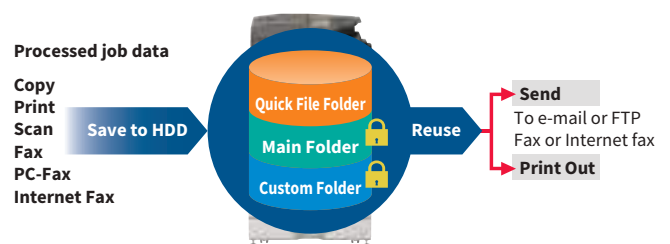
The MX-M7570/M6570's hard disk enables files created with applications such as Word and Excel to be saved in their original file format and shared across the office network.

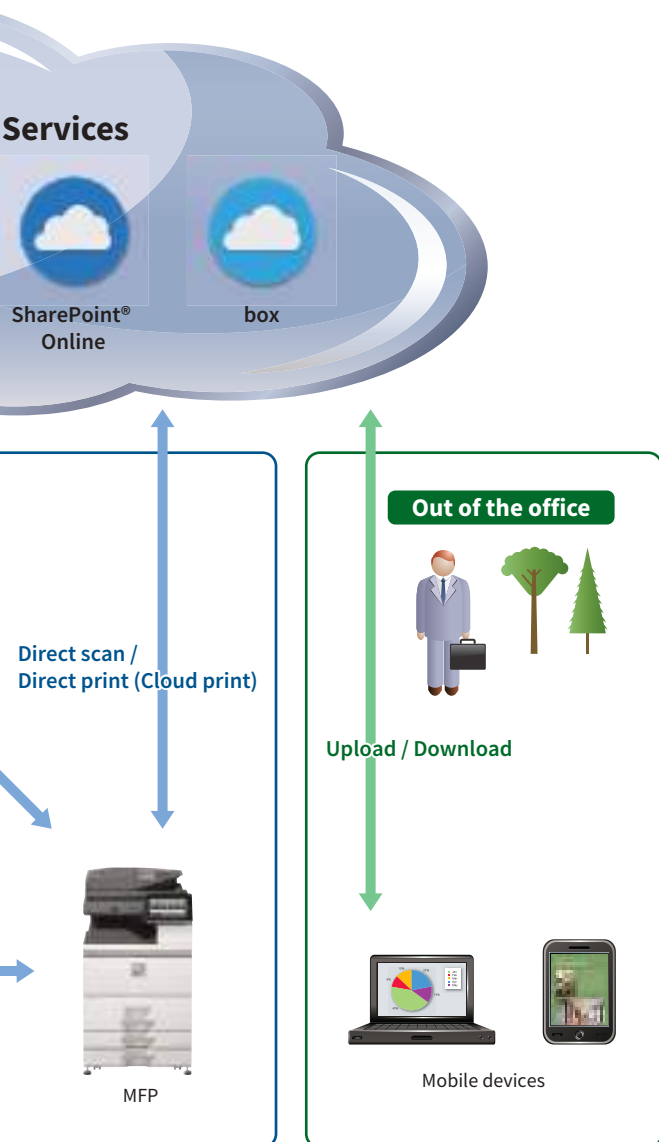
Note: Sharp recommends backing up data saved to the MFP's hard disk.

Document Filing

Document Filing allows files that have been copied, printed, scanned, or faxed* to be stored by job in a Quick File folder, Main folder, or Custom folder on the MFP's hard disk. From there, they can be instantly recalled for printing and sending at a later time. The Main folder and Custom folder require users to enter a password for access, thereby protecting your sensitive data.

* For fax and Internet fax jobs, only transmitted data (not received faxes) can be saved via the Document Filing function.





Two-Way Sharing with Mobile Devices

Connecting an MX-M7570/M6570 to one or more mobile devices is easy, and it expands your options for sharing data. Not only can you send scanned documents to mobile devices such as smartphones and tablets, you can also print documents or photos sent from those devices.

Sharpdesk Mobile*¹

Sharpdesk Mobile is a mobile print/scan app that connects the MFP to mobile devices. You can easily link your mobile device to the MFP by simply holding it over the MFP's NFC*² tag or by scanning the MFP's QR Code®.

*1: Availability varies by country/region. For details, see the Sharpdesk Mobile support website: http://sharp-world.com/products/copier/docu_solutions/mobile/sharpdesk_mobile/
 *2: The NFC interface is for Android™ devices.

Mobile Printing Services

This MFP supports Google Cloud Print™, AirPrint, and Sharp Print Service Plugin.

Wireless Connections*

The MX-M7570/M6570 offers ultra-handry wireless access via two easy modes, enabling convenient access to the MFP even from places where it's difficult to connect a LAN cable.

* In some countries/regions, the optional MX-EB18 is required. Availability of this option varies by country/region.

- **Infrastructure mode** wirelessly connects the MFP to a wireless LAN router connected to the intranet.

- **Access point mode*** wirelessly connects a LAN-wired MFP to mobile PCs/devices without going through a wireless LAN router.

* External networks cannot be accessed via the MFP. Up to five mobile devices can be wirelessly connected to the MFP at the same time.

Multi-Layered Security

Network Security and Access Control

- **S/MIME** provides secure e-mail communications*
 * Only when e-mailing scanned data.
- **SSL** (secure sockets layer) and **IPsec** data encryption technologies ensure secure network communications
- **User Authentication** covering up to 1,000 users prevents unauthorised MFP use by requiring access passwords
- **Active Directory®** enables integrated management of user credentials, thereby providing a highly secure and efficient environment for system administrators



Document Protection

- **Document Control*** prevents unauthorised use of confidential documents by embedding copy prevention data in them
 * Requires optional MX-FR60U. May not work with certain types of paper, documents (such as those with a large volume of photos), or MFP settings.
- **Hidden Pattern Copy/Print** embeds a watermark, such as "Confidential" or "Not for Copy," onto a document
- **Tracking Information Print** prints the MFP user's name, the date, job ID, and other specifics on printouts

Data Protection

- Job data is automatically **encrypted** before being saved to the MFP's internal storage. Once a job is finished, its encrypted data is **erased** by up to 10 automatic overwrites.
 Note: Contact a Sharp customer representative for details on activating this function.
- Retained data can be **erased** when it's time to replace the MFP, preventing the leakage of confidential information

ENVIRONMENT-FRIENDLY

Low Power Consumption

To reduce power consumption, Sharp has applied its advanced technologies across all areas of this MFP, including the hardware, software, and electrical system. As a result, the MX-M7570/M6570 delivers exceptional energy efficiency.

Eco Scan

The Eco Scan function saves energy by keeping the fusing system shut down during jobs that don't require its use—for example, during image sending and Document Filing.

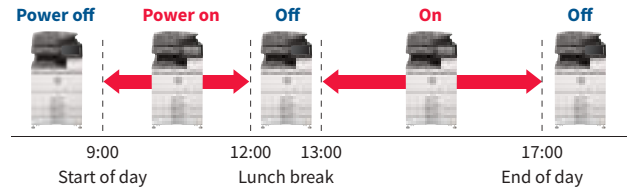
Eco Recommendation

This function suggests environmentally friendly settings before a print*/copy command is executed from the control panel.

* For printing Document Filing data and direct printing (FTP/SMB/USB)

Power ON/OFF Schedule

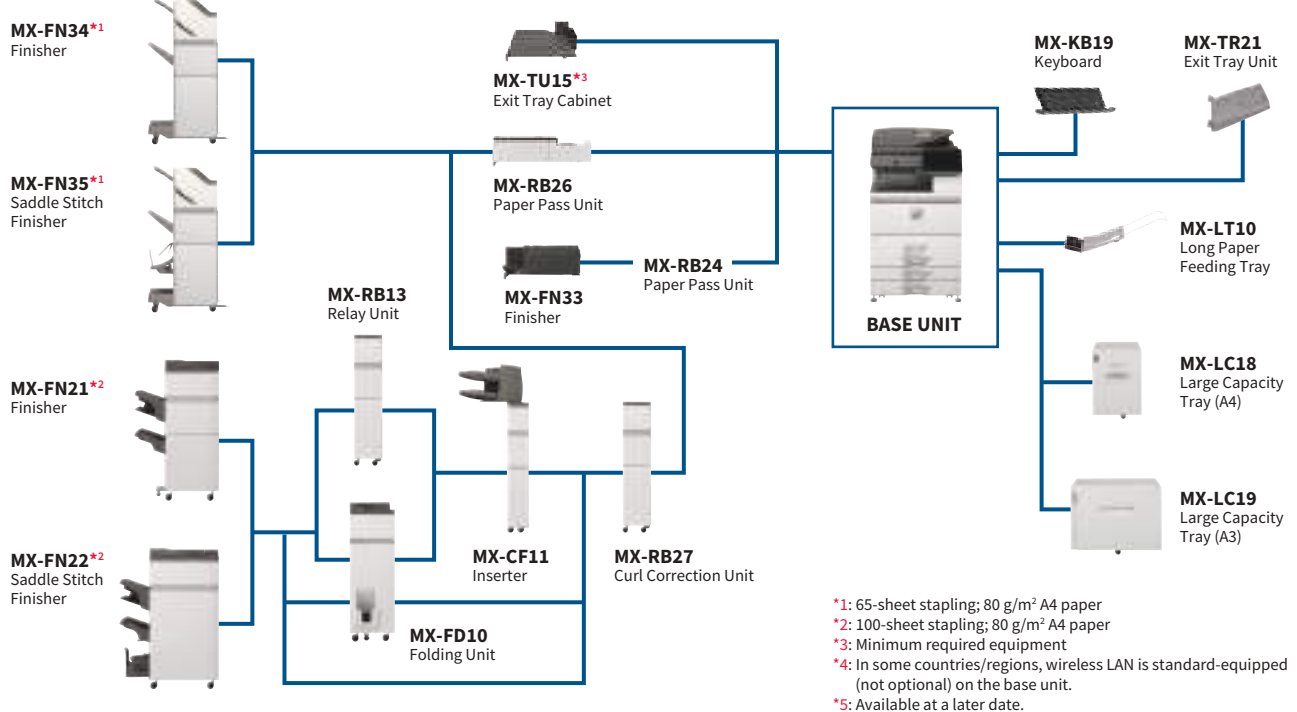
This function automatically turns the MFP on or off per administrator-set schedules.



Auto Power Shut-Off Mode

Based on prior usage patterns, the MFP automatically determines how long to wait before going into auto power shut-off mode. Shortly before this mode begins, a message appears on the LCD indicating that the MFP will soon shut down and giving you the option to continue operation.

SYSTEM CONFIGURATION



MX-PN16B/C/D
Punch Module (for MX-FN34/FN35)
MX-PN13A/B/C/D
Punch Module (for MX-FN21/FN22)
MX-TM10
Trimming Module (for MX-FN22)
MX-PF10
Barcode Font Kit

AR-SU1
Stamp Unit
MX-FX15
Fax Expansion Kit
MX-FWX1
Internet Fax Expansion Kit
MX-USX1/X5
Sharpdesk 1/5-License Kit

MX-US10/50/A0
Sharpdesk 10/50/100-License Kit
MX-AMX1
Application Integration Module
MX-AMX2
Application Communication Module
MX-AMX3
External Account Module

MX-EB18**
Wireless LAN Adaptor
MX-FR60U**
Data Security Kit

Certain optional equipment may not be available in some areas.

SPECIFICATIONS FOR OPTIONAL EQUIPMENT

MX-FN33 Finisher

Paper size	Non offset Offset/staple	A3W (12" x 18") to A5 (5 1/2" x 8 1/2")*1 A3 (11" x 17") to B5*2 (8 1/2" x 11")
Paper weight		55 g/m ² to 300 g/m ² (13 lbs bond to 110 lbs cover)
Paper capacity	Non staple Staple	500 sheets (up to A4), 250 sheets (up to A3W) 30 sets or 500 sheets (up to A4), 30 sets or 250 sheets (up to A3)
Stapling capacity*3		50 sheets (A4, B5*4), 30 sheets (A3, B4)
Staple position		3 locations (front, rear, or 2-point stapling)
Dimensions*5	With tray stored With tray extended	488 x 619 x 198 mm (W x D x H) 674 x 619 mm (W x D)
Weight (approx.)*5		17 kg

MX-FN34 Finisher

Paper size	Non offset Offset/staple Stapleless staple	A3W (12" x 18") to A5 (5 1/2" x 8 1/2")*1 A3 (11" x 17") to B5*2 (8 1/2" x 11") A3, A4*4 (11" x 17", 8 1/2" x 11")*4
Paper weight	Non offset Offset/staple	55 g/m ² to 300 g/m ² (13 lbs bond to 110 lbs cover) 55 g/m ² to 256 g/m ² (13 lbs bond to 140 lbs index)
Paper capacity	Finisher tray (Non staple) (Staple) (Stapleless staple) Top tray Staple Stapleless staple Manual staple	3,000 sheets (up to A4), 1,500 sheets (up to A3W) 200 sets or 3,000 sheets (up to A4), 100 sets or 1,500 sheets (up to A3) 200 sets (A4), 100 sets (A3) 250 sheets (up to A4), 125 sheets (up to A3W) 65 sheets (A4*4, B5*4), 30 sheets (A3, B4, A4*6) 5 sheets*7 Total paper thickness 9 mm or less (65 sheets)
Stapling capacity*3	Staple Stapleless staple Manual staple	3 locations (front, rear, or 2-point stapling) 1 location (rear) 1 location
Staple position	Staple mode Stapleless staple mode Manual staple mode	3 locations (front, rear, or 2-point stapling) 1 location (rear) 1 location
Dimensions	With tray stored With tray extended	533 x 653 x 1,103 mm (W x D x H) 635 x 653 x 1,167 mm (W x D x H)
Weight (approx.)		33 kg

MX-FN35 Saddle Stitch Finisher

Paper size	Non offset Offset/staple Stapleless staple	A3W (12" x 18") to A5 (5 1/2" x 8 1/2")*1 A3 (11" x 17") to B5*2 (8 1/2" x 11") A3, A4*4 (11" x 17", 8 1/2" x 11")*4
Paper weight	Non offset Offset/staple/folding Saddle stitch	55 g/m ² to 300 g/m ² (13 lbs bond to 110 lbs cover) 55 g/m ² to 256 g/m ² (13 lbs bond to 140 lbs index) 60 g/m ² to 256 g/m ² (16 lbs bond to 140 lbs index)
Paper capacity	Finisher tray (Non staple) (Staple) (Stapleless staple) Top tray Saddle stitch tray	3,000 sheets (up to A4), 1,500 sheets (up to A3W) 200 sets or 3,000 sheets (up to A4), 100 sets or 1,500 sheets (up to A3) 200 sets (A4), 100 sets (A3) 250 sheets (up to A4), 125 sheets (up to A3W) 11–20 sheets: 10 sets, 6–10 sheets: 15 sets, 1–5 sheets: 25 sets
Stapling capacity*3	Staple Stapleless staple Manual staple	65 sheets (A4*4, B5*4), 30 sheets (A3, B4, A4*6) 5 sheets*7 Total paper thickness 9 mm or less (65 sheets)
Staple position	Staple mode Stapleless staple mode Manual staple mode	3 locations (front, rear, or 2-point stapling) 1 location (rear) 1 location
Dimensions	With tray stored With tray extended	533 x 653 x 1,103 mm (W x D x H) 635 x 653 x 1,167 mm (W x D x H)
Weight (approx.)		57 kg

MX-FN21 Finisher

Paper size	Non offset Offset/staple	A3W (12" x 18") to A5 (5 1/2" x 8 1/2")*1 A3 (11" x 17") to B5*2 (8 1/2" x 11")
Paper weight	Non offset/offset Staple	55 g/m ² to 300 g/m ² (13 lbs bond to 110 lbs cover) 60 g/m ² to 300 g/m ² (16 lbs bond to 110 lbs cover)
Paper capacity	Upper tray (Non staple) (Staple) Lower tray (Non staple) (Staple) Middle tray	1,500 sheets (up to A4), 750 sheets (up to A3W) 100 sets (up to A4), 50 sets (up to A3) 2,500 sheets (up to A4), 750 sheets (up to A3W) 100 sets (up to A4), 50 sets (up to A3) 250 sheets (up to A4), 125 sheets (up to A3), 30 sheets (up to A3W)
Stapling capacity*3		100 sheets (A4*4, B5*4), 50 sheets (A3, B4, A4*6)
Staple position		3 locations (front, rear, or 2-point stapling)
Dimensions	With tray stored With tray extended	654 x 765 x 1,040 mm (W x D x H) 782 x 765 x 1,040 mm (W x D x H)
Weight (approx.)		61 kg

MX-FN22 Saddle Stitch Finisher

Paper size	Non offset Offset/staple	A3W (12" x 18") to A5 (5 1/2" x 8 1/2")*1 A3 (11" x 17") to B5*2 (8 1/2" x 11")
Paper weight	Non offset/offset Staple/saddle stitch Folding*8	55 g/m ² to 300 g/m ² (13 lbs bond to 110 lbs cover) 60 g/m ² to 300 g/m ² (16 lbs bond to 110 lbs cover) 60 g/m ² to 220 g/m ² (16 lbs bond to 80 lbs cover)
Paper capacity	Upper tray (Non staple) (Staple) Lower tray (Non staple) (Staple) Middle tray Saddle stitch tray	1,500 sheets (up to A4), 750 sheets (up to A3W) 100 sets (up to A4), 50 sets (up to A3) 2,500 sheets (up to A4), 750 sheets (up to A3W) 100 sets (up to A4), 50 sets (up to A3) 250 sheets (up to A4), 125 sheets (up to A3), 30 sheets (up to A3W) 1–5 sheets: 25 sets, 6–10 sheets: 15 sets, 11–15 sheets: 10 sets, 16–20 sheets: 5 sets
Stapling capacity*3		100 sheets (A4*4, B5*4), 50 sheets (A3, B4, A4*6)
Staple position		3 locations (front, rear, or 2-point stapling)
Dimensions	With tray stored With tray extended	767 x 765 x 1,040 mm (W x D x H) 896 x 765 x 1,040 mm (W x D x H)
Weight (approx.)		108 kg

MX-TM10 Trimming Module (for MX-FN22)

Paper size		A3W (12" x 18") to A4 (8 1/2" x 11")*9
Paper weight		60 g/m ² to 300 g/m ² (16 lbs bond to 110 lbs cover)
Acceptable number of sheets*8		2–20 sheets (60 g/m ² to 81.4 g/m ²), 2–10 sheets (more than 81.4 g/m ² to 105 g/m ²), 2–3 sheets (more than 105 g/m ² to 220 g/m ²)
Trim width		2 mm to 20 mm in 0.1 mm increments
Dimensions		251 x 625 x 403 mm (W x D x H)
Weight (approx.)		32 kg

Punch Modules

Model name	For the MX-FN21/22	MX-PN13A	MX-PN13B	MX-PN13C	MX-PN13D
	For the MX-FN34/35	-	MX-PN16B	MX-PN16C	MX-PN16D
Number of holes		2	3/2	4/2	4 (wide)
Paper weight		MX-PN13A/B/C/D: 55 to 256 g/m ² MX-PN16B/C/D: 55 to 300 g/m ²			

MX-FD10 Folding Unit

Folding mode		Z-fold, C-fold, Accordion-fold, Double-fold, Half-fold
Paper size	Z-/Half-fold*10 C-/Accordion-/Double-fold	A3 (11" x 17") to A4 (8 1/2" x 11")*9 A4 (8 1/2" x 11")*9
Paper capacity (80 g/m ²)	Z-fold*10 Half-fold*10 C-/Accordion-fold Double-fold	30 sheets (up to A3), 10 sheets (A4) 10 sheets (A4) 40 sheets (A4) 25 sheets (A4)
Paper weight		55 g/m ² to 105 g/m ² (16 lbs bond to 28 lbs bond)
Dimensions		336 x 793 x 1,050 mm (W x D x H)
Weight (approx.)		66 kg

MX-RB27 Curl Correction Unit

Paper size		A3W (12" x 18") to A5 (5 1/2" x 8 1/2")*1
Paper weight		55 g/m ² to 300 g/m ² (11 lbs bond to 110 lbs cover)
Dimensions		214 x 762 x 986 mm (W x D x H)
Weight (approx.)		19 kg

MX-CF11 Inserter

Paper size		A3W (12" x 18") to A5 (5 1/2" x 8 1/2")*1
Paper weight		60 g/m ² to 220 g/m ² (16 lbs bond to 80 lbs cover)
Paper capacity	Upper/lower tray	200 sheets/each
Dimensions	With tray stored With tray extended	540 x 760 x 1,276 mm (W x D x H) 690 x 760 x 1,276 mm (W x D x H)
Weight (approx.)		45 kg

MX-LC18 Large Capacity Tray (A4)

Paper size		A4, 8 1/2" x 11"
Paper weight		60 g/m ² to 220 g/m ² (16 lbs bond to 80 lbs cover)
Paper capacity		3,500 sheets
Dimensions		371 x 575 x 520 mm (W x D x H)
Weight (approx.)		28 kg

MX-LC19 Large Capacity Tray (A3)

Paper size		A3W (12" x 18") to B5*2 (8 1/2" x 11")
Paper weight		60 g/m ² to 220 g/m ² (16 lbs bond to 80 lbs cover)
Paper capacity		3,000 sheets
Dimensions		694 x 589 x 519 mm (W x D x H)
Weight (approx.)		50 kg

Note: All specifications relating to paper capacity refer to 80 g/m² paper.

*1: Only short-edge feeding can be used with A5 (5 1/2" x 8 1/2") paper. *2: Only long-edge feeding can be used with B5 paper. *3: Using 80 g/m² paper, can include back and front covers (total of 2 sheets) of heaviest paper that can be stapled. *4: Long-edge feeding. *5: Including MX-RB24. *6: Short-edge feeding. *7: Guaranteed stapleable weight is up to 64 g/m² (4 sheets up to 81.4 g/m² and 3 sheets up to 105 g/m²). *8: Can include a single cover sheet of 300 g/m² or less. *9: Only short-edge feeding can be used with A4 (8 1/2" x 11") paper. *10: Z-fold and half-fold pages are ejected from the finisher (MX-FN21/FN22).

SPECIFICATIONS (tentative)

General

Type	Console
Engine speed	A4 (8 1/2" x 11") ^{*1} : Max. 75/65 ppm A3 (11" x 17") ^{*2} : Max. 37/34 ppm A3W (12" x 18") ^{*3} : Max. 34/31 ppm
Control panel display	10.1-inch colour LCD touchscreen
Paper size	Max. A3W (12" x 18"), min. A5 (5 1/2" x 8 1/2") ^{*2}
Paper capacity (80 g/m ²)	Standard: 3,200 sheets (2,100-sheet tray, 500-sheet tray x 2, and 100-sheet multi bypass tray) Maximum: 6,700 sheets (3,200 sheets & optional 3,500-sheet tray)
Paper weight	Tray 1&2: 60 g/m ² to 105 g/m ² (16 lbs bond to 28 lbs bond) Tray 3&4: 60 g/m ² to 220 g/m ² (16 lbs bond to 80 lbs cover) Multi bypass tray: 55 g/m ² to 300 g/m ² (13 lbs bond to 110 lbs cover) Large capacity tray (MX-LC18, MX-LC19): 60 g/m ² to 220 g/m ² (16 lbs bond to 80 lbs cover)
Warm-up time ^{*3}	27 sec. ^{*4}
Memory	5 GB (copy/print shared) 500 GB HDD ^{*5}
Power requirements	Rated local AC voltage ±10%, 50/60 Hz
Power consumption	Max. 1.84 kW (220 V to 240 V)
Dimensions (W x D x H) ^{*6}	663 x 772 x 1,218 mm (26 7/64" x 30 13/32" x 47 61/64")
Weight (approx.)	164 kg (361.6 lbs)

Copier

Original paper size	Max. A3 (11" x 17")
First copy time ^{*7}	3.5/3.9 sec.
Continuous copy	Max. 9,999 copies
Resolution	Scan: 600 x 600 dpi, 600 x 400 dpi, 600 x 300 dpi ^{*8} Print: 1,200 x 1,200 dpi, 600 x 600 dpi, 9,600 (equivalent) x 600 dpi (depending on copy mode)
Gradation	Equivalent to 256 levels
Zoom range	25% to 400% (25% to 200% using DSPF) in 1% increments
Pre-set copy ratios	Metric: 10 ratios (5R/5E), inch: 8 ratios (4R/4E)

Network Colour Scanner

Scan method	Push scan (via control panel) Pull scan (TWAIN-compliant application)
Scan speed ^{*9} (colour & B/W)	One-sided: Max. 100 originals/min. Two-sided: Max. 200 originals/min.
Resolution	Push scan: 100, 150, 200, 300, 400, 600 dpi Pull scan: 75, 100, 150, 200, 300, 400, 600 dpi 50 dpi to 9,600 dpi via user setting ^{*10}
File formats	TIFF, PDF, PDF/A-1a, PDF/A-1b, encrypted PDF, compact PDF ^{*11} , JPEG ^{*12} , XPS, searchable PDF, OOXML (docx, xlsx, pptx), text (TXT [UTF-8]), rich text (RTF)
Scanner utility	Sharpdesk
Scan destinations	Scan to e-mail/desktop/FTP server/network folder (SMB)/USB drive/HDD

- *1: Long-edge feeding.
- *2: Only short-edge feeding can be used with A5 (5 1/2" x 8 1/2") paper.
- *3: In a standard measurement environment. May vary depending on operating conditions and environment.
- *4: When starting the MFP via the power button. 43 sec. when starting via the main power switch.
- *5: HDD capacity depends on procurement and sourcing status.
- *6: Including adjusters and protuberances.
- *7: Long-edge feeding of A4 (8 1/2" x 11") sheets from 1st paper tray, using document glass, MFP in fully ready condition. May vary depending on operating conditions and environment.
- *8: Only available when using DSPF.
- *9: Based on Sharp's A4 standard chart, using document feeder, long-edge feeding, and factory default settings. Scan speed will vary depending on the type of document and the scan settings.
- *10: Resolution will vary depending on the size of the scanned area.
- *11: Colour/greyscale only.
- *12: Storage capacity will vary depending on the type of document and the scan settings.
- *13: Some features require optional equipment.
- *14: Based on Sharp's standard chart with approx. 700 characters (A4 or 8 1/2" x 11" long-edge feeding) at standard resolution in Super G3 mode, 33,600 bps, JBIG compression.

Document Filing

Document filing capacity ^{*12}	Main and custom folders: 20,000 pages or 3,000 files Quick file folder: 10,000 pages or 1,000 files
Stored jobs ^{*13}	Copy, print, scan, fax
Storage folders	Quick file folder, main folder, custom folder (max. 1,000 folders)

Network Printer

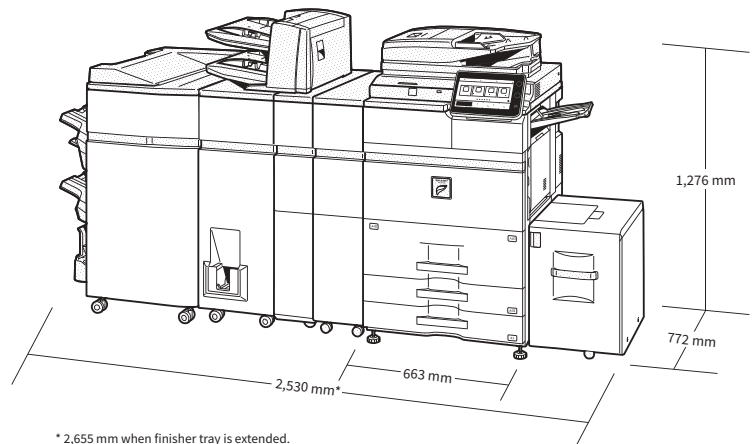
Resolution	1,200 x 1,200 dpi, 600 x 600 dpi, 9,600 (equivalent) x 600 dpi
Interface	USB 2.0 (host, high-speed), 10Base-T/100Base-TX/1000Base-T
Supported OS	Windows Server® 2008, Windows Server® 2008 R2, Windows Server® 2012, Windows Server® 2012 R2, Windows Server® 2016, Windows® 7, Windows® 8.1, Windows® 10, Mac OS 10.6, 10.7, 10.8, 10.9, 10.10, 10.11, 10.12, 10.13
Network protocols	TCP/IP
Printing protocols	LPR, Raw TCP (port 9100), POP3 (e-mail printing), HTTP, FTP for downloading print files, IPP, SMB, WSD
PDL	PCL 6 emulation, Adobe® PostScript® 3™
Available fonts	80 fonts for PCL, 139 fonts for Adobe PostScript 3

Facsimile (requires optional MX-FX15)

Compression method	MH/MR/MMR/JBIG
Communication protocol	Super G3/G3
Transmission time	Less than 3 seconds ^{*14}
Modem speed	33,600 bps to 2,400 bps with automatic fallback
Transmission resolution	From Standard (203.2 x 97.8 dpi) to Ultra Fine (406.4 x 391 dpi)
Recording size	A3 to A5 (11" x 17" to 5 1/2" x 8 1/2")
Memory	1 GB (built-in)
Greyscale levels	Equivalent to 256 levels

- Design and specifications are subject to change without prior notice.
- Microsoft, Excel, PowerPoint, OneDrive, SharePoint, Active Directory, Windows Server, and Windows are either registered trademarks or trademarks of Microsoft Corporation in the US and/or other countries. Adobe and PostScript 3 are either registered trademarks or trademarks of Adobe Systems Incorporated in the US and/or other countries. Google Drive, Gmail, Android, and Google Cloud Print are trademarks of Google LLC. The Google Drive trademark is used with permission from Google LLC. Box is a trademark, service mark, or registered trademark of Box, Inc. QR Code is a registered trademark of DENSO WAVE INCORPORATED in Japan and other countries. AirPrint and Mac are trademarks of Apple Inc., registered in the US and other countries. PCL is a registered trademark of Hewlett-Packard Company. DirectOffice is a product of CSR Imaging US, LP. DirectOffice is a trademark of CSR Imaging US, LP, registered in the US and other countries, used with permission. All other brand names and product names may be trademarks or registered trademarks of their respective owners.

DIRECTOffice



Shown with optional equipment.

Distributed by:

SHARP