

# SHARP

Be Original.

**MX-M6051/M5051**  
**MX-M4051/M3551**  
**MX-M3051/M2651**

Digital Multifunctional System



**Step Up to a Smarter  
Workspace**



simply better **business**

# Raising the Standard for Simply Better **Business**

Here's an all-in-one monochrome MFP that meets every document need. Quick and secure, it lets anyone in the office copy, print, scan, or fax high-quality documents. The MFP's intuitive operation makes it easy to use enterprise-grade features and share information safely on the cloud. You'll enjoy smoother collaborations and seamless productivity.



Home screen



## Simply Better **Process**

Transform the way you use information in your business by connecting this new MFP to a variety of mobile devices and cloud services. Now you don't have to be confined to the office—you and your team can work anytime, anywhere. The amazing flexibility of this Sharp MFP can help you grab new business opportunities and boost your bottom line.

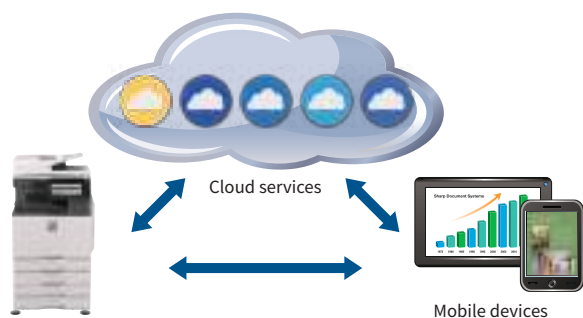
**Business  
owners /  
directors**



### Link to Public Cloud and Mobile Printing Services\*

This MFP enables single sign-on for easy access to public cloud services such as Google Drive™, OneDrive® for Business, SharePoint® Online, Box, and Dropbox. It also supports AirPrint, Google Cloud Print™, and Sharp Print Service Plugin mobile printing services.

\* For details, see pages 5 and 6.



### Business Card Management

It's easy to manage a database of business cards with this MFP. Simply place multiple cards on the MFP's document glass (platen) to scan them all at once. The MFP reads contact details on each card via OCR\* and then exports those details to a third-party contact management system of your choice. This saves you the hassle of having to input details manually.

\* Requires optional MX-EB20.



# Simply Better Experience

Sharp's proprietary technologies give this MFP quick warm-up and first copy times. Thanks to its intuitive operation, quick recovery from standby, and superb usability, the MFP simplifies even the most complex work processes and help you finish document jobs fast.

Office users



## 10.1-Inch Colour LCD Touchscreen

Operating the MFP is easy and intuitive with the 10.1-inch colour LCD touchscreen. Just tap your dedicated user icon to access a personally customised operation screen. In Easy UI mode, the touchscreen displays simple icons for frequently used functions like duplexing and paper size selection. And with the Advanced Preview function, you can check document finishes, edit pages in advance, and more.



Quick login

Preview mode (3D)

## Fast Wake Up from Sleep Mode

This MFP recovers quickly from energy-saving Sleep mode. Placing a document in the RSPF or touching the LCD control panel wakes the MFP up in just one second\*. This helps to minimise waiting time and get your jobs done faster.

\* When in Fast Wake Up mode.



# Simply Better Admin

This MFP fits securely and seamlessly into your office system. An advanced security environment and easily viewable administration tools reduce the workload for system administrators and give full support to their management duties.

IT managers / administrators



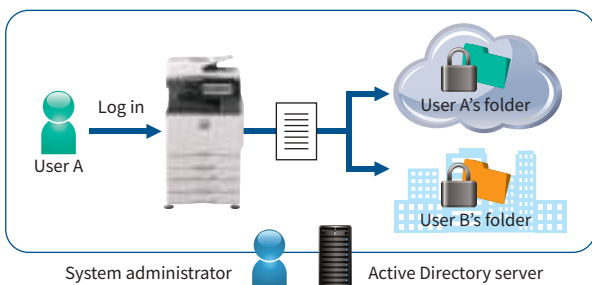
## Secure Access Control

The MFP supports the **Active Directory**® service, which lets you use the machine's log-on credentials for network folders. With centralised management of multiple user credentials, system administrators are able to keep track of MFP usage, which makes for an efficient and highly secure operational environment. And with **single sign-on**, you can access cloud services and internal network folders from the MFP by simply logging in to it—there's no need to re-enter your IDs and passwords.

## Integrated Device Management

As a system administrator, you can get the most out of a Sharp document system by using Sharp's efficiency-boosting device management tools. From a single location, you can use Sharp Remote Device Manager\* (SRDM) to manage multiple Sharp MFPs. This includes everything from system setup, user access, and security settings to troubleshooting and maintenance.

\* Contact a Sharp customer representative for availability and other details.



# HIGH PRODUCTIVITY

## Super-Efficient Output

This MFP delivers a fast output of 60/50/40/35/30/26 ppm\*. On the MX-M6051, the first copy comes out in just 3.5 seconds, on the MX-M5051, 3.7 seconds, and on the MX-M4051/M3551/M3051/M2651, 4.5 seconds. This saves you valuable time when performing multiple short-run jobs.

\* A4 (8 1/2" x 11"), long-edge feeding

<b>60</b> PPM	<b>50</b> PPM	<b>40</b> PPM	<b>35</b> PPM	<b>30</b> PPM	<b>26</b> PPM
MX-M6051	MX-M5051	MX-M4051	MX-M3551	MX-M3051	MX-M2651

## Versatile Paper Handling

Most of the MFP's paper trays accommodate a wide variety of paper, in sizes up to A3W and in weights up to 300 g/m<sup>2</sup>. The MFP can also handle extra-long paper up to 1,300 mm\*. In addition to plain paper, this MFP accommodates a number of other paper types, including coated, textured, and removable adhesive paper. Envelopes can be fed via a standard paper tray, so you can print more of them at once. Such versatile paper handling expands the range of possible printing applications.

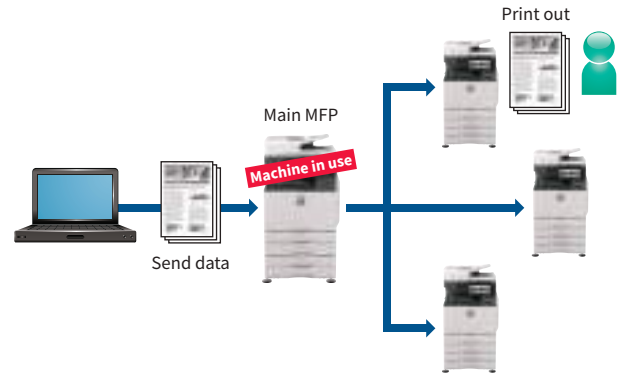
\* Sharp recommends using the optional MX-LT10 for this function. Contact a Sharp customer representative for details.



## Print Release\*

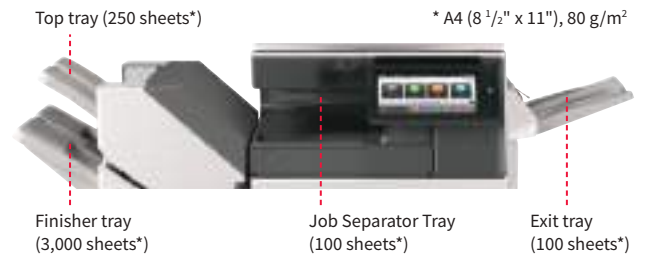
The Print Release function lets you send documents to the main MFP, which acts as a server and stores them for printing out from any other compatible MFP on the network. This function comes in handy when the main MFP is in use or under maintenance, letting you finish your job with minimal waiting.

\* Main MFP requires optional MX-HD16 (connected MFPs do not). Contact a Sharp customer representative for details on the recommended maximum number of connectable MFPs.



## Job Separator Tray

The Job Separator Tray option prevents copy/print/fax jobs from getting mixed together. Thanks to this interior output tray system, the MFP can provide up to four output destinations when it's equipped with an exit tray and external finisher.



## Finisher Options

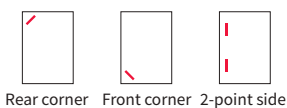
This MFP offers plenty of finishing options to suit a variety of workplaces and applications.

	<b>MX-FN27 N</b> <b>Finisher</b>	<b>MX-FN28</b> <b>Finisher</b>	<b>MX-FN29</b> <b>Saddle Stitch Finisher</b>	<b>MX-FN30</b> <b>Finisher</b>	<b>MX-FN31</b> <b>Saddle Stitch Finisher</b>
Max. paper capacity* <sup>1</sup>	500 sheets	1,250 sheets	1,250 sheets	3,250 sheets	3,250 sheets
Stapleless stapling	Yes	-	-	Yes	Yes
Manual stapling	Yes	-	-	Yes	Yes
Saddle stitching	-	-	Yes	-	Yes
Punching* <sup>2</sup>	Yes	Yes	Yes	Yes	Yes

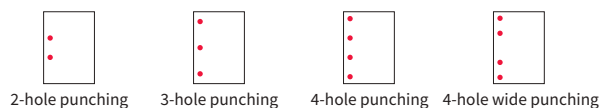
\*<sup>1</sup>: A4 (8 1/2" x 11"), 80 g/m<sup>2</sup>

\*<sup>2</sup>: Requires optional punch module

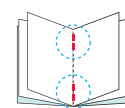
### Stapling



### Punching



### Saddle stitching



### Stapleless Stapler

To make paper recycling easy and to save on stapler costs, a staple-free stapler crimps the corners of paper to keep up to five sheets securely bound.



### Manual Stapler

You can quickly staple documents at the MFP as needed without using a conventional stapler. A real time-saver if you want to, say, restaple documents that were unstapled for copying.





## Office Direct Printing\*

Print common Microsoft® Office files without using a PC. With this MFP, you can print a Word, Excel®, or PowerPoint® file directly from a mobile device, cloud service, USB drive, or file server.

\* Requires optional MX-PU10. The actual printout may look different from what is displayed on the computer screen. This function is enabled via Qualcomm® DirectOffice™ technology.

## High-Efficiency Scanning

The MFP's standard equipped 100-sheet RSPF (reversing single pass feeder) efficiently feeds in either one- or two-sided originals. With a scanning speed of up to 80 opm\* (one-sided) for both colour and B/W documents, the MFP can complete large jobs with ease and efficiency.

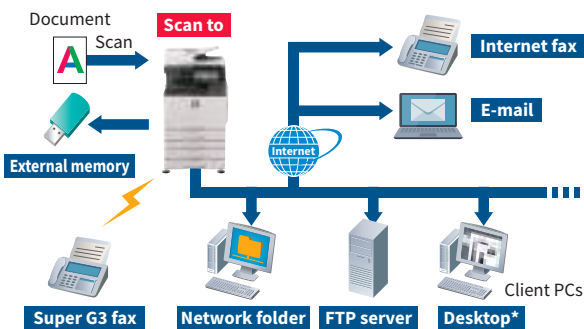
\* Originals per minute; when feeding A4 (8 1/2" x 11") sheets



## Multiple Scan Destinations

Scanned documents can be distributed in a number of ways. For example, they can be sent as e-mail attachments or they can be scanned directly to an FTP server for storage. A compact PDF function\* ensures that PDF files are sent and received smoothly. When you're scanning large-volume documents, the MFP saves the data on its hard disk and generates a URL for accessing that data. You can then e-mail recipients this URL rather than the full document, thereby reducing the load on the mail server.

\* Requires optional MX-EB19.



\* Requires Network Scanner Tool Lite.

## Versatile Fax Functions (option)

- **Super G3 Fax** function
- **Internet Fax** lets you exchange faxes via e-mail
- **PC-Fax** sends PC documents directly to a fax machine via a phone line

## Automated Scanner Settings\*1

Tap on the LCD touchscreen's Auto Set button to have the MFP perform a host of actions automatically. It can reorient pages mixed in upside down\*2, skip blank pages in a multi-page document, or determine scan resolution. The MFP can also tell whether a document being scanned is colour or B/W. If it is B/W it can automatically select the optimal setting for text—monochrome or greyscale. What's more, it can adjust skewed documents\*3, so you don't have to re-scan them. Automatic functions like these save you time and effort, while ensuring optimal scan results.

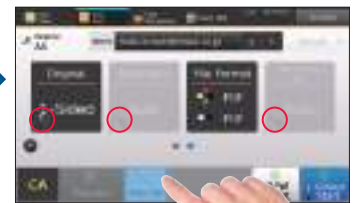
\*1: Easy UI mode only

\*2: Requires optional MX-EB20

\*3: PDF format only



Home screen




Easy Scan mode

## Convert Documents via OCR\*

OCR capability on this MFP lets you convert a scanned document into a searchable PDF file or into an editable Office Open XML (docx, xlsx, pptx) file. This means you can do speedy text searches, even with large-volume documents, and you can easily copy and paste text data into other applications.

\* Requires optional MX-EB20.



## Multicrop and Image Crop Functions

Multiple receipts, photos, and other items can be scanned all at once, with each one saved as a separate file. This helps you streamline the filing of receipts and bills. The MFP can also crop photos from documents such as magazine pages and save them as individual files.

### Example: Scanning multiple photos



# SECURE INFORMATION SHARING

## Link to Cloud Services\*1

This MFP doesn't just connect to your local server. It also connects with cloud services directly from its control panel. You can upload scanned data to Google Drive, OneDrive for Business, SharePoint Online, Box, or Dropbox—or print directly from any of them\*2. Cloud services help to make setting up and managing a server in your company more efficient. Once you log in to the MFP, its single sign-on feature allows you to quickly access multiple software services without having to sign in to each one separately.

\*1: Requires optional MX-AMX2. Contact a Sharp customer representative for details.

\*2: Direct printing of PDF files requires optional MX-PK13; direct printing of Microsoft Office (pptx, xlsx, docx) files requires optional MX-PU10.

## Application Portal\*

Sharp has created an app store for its MFPs, to make them even more useful to your business. Like a smartphone app store, Sharp's Application Portal offers apps that you can download and install on your MFP. You can access the application server and download apps directly from the MFP.

\* Contact a Sharp customer representative for details.

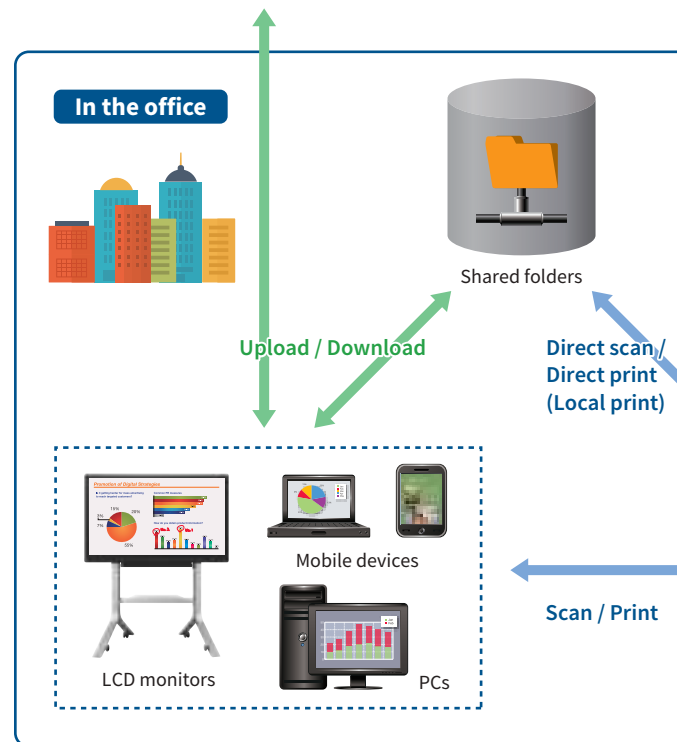
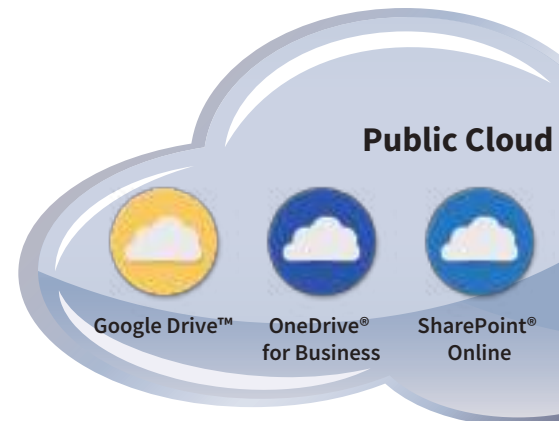
## Link with Mail Servers

Scanned data can be conveniently sent via your regular Gmail™ or Microsoft Exchange/Online account. Sending e-mail is as easy as choosing a recipient from your address book on the mail server. Scanned data that you send can be stored on the mail server with other sent items.

## Sharp OSA\* (Open Systems Architecture)

Sharp OSA technology allows you to interact with intra-company systems and network applications right from the LCD control panel, offering a new realm of control and convenience. And since Sharp OSA utilises industry-standard network protocols, the MFP can easily integrate with third-party document management systems, enterprise resource planning software, workflow applications, and more. The latest version of Sharp OSA can reach beyond the firewall, enabling extensive system construction as well as services delivered over the Internet such as cloud services.

\* Requires optional MX-AMX2 and/or MX-AMX3.

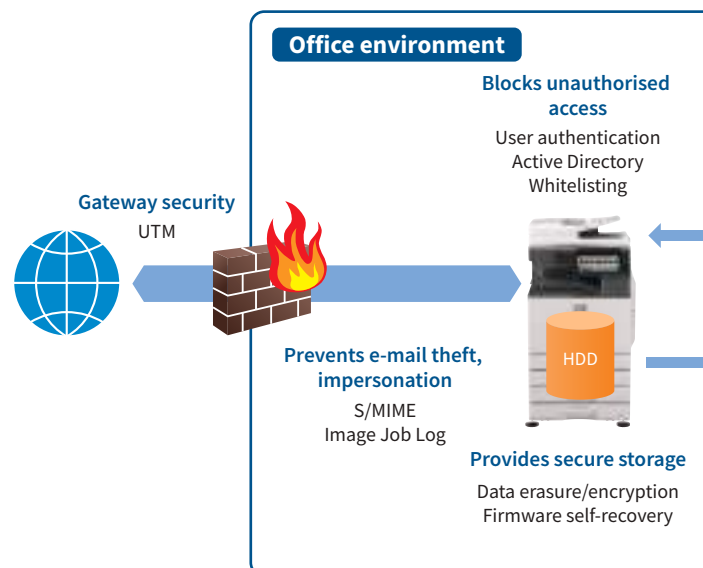


## Multi-Layered Security

### Network Security and Access Control

- **S/MIME** provides secure e-mail communications\*  
\* Only when e-mailing scanned data.
- **SSL** (secure sockets layer) and **IPsec** data encryption technologies ensure secure network communications
- **User Authentication** covering up to 1,000 users prevents unauthorised MFP use by requiring access passwords
- **Active Directory** enables integrated management of user credentials, thereby providing a highly secure and efficient environment for system administrators
- **Whitelisting** protects the MFP from fraudulent programs trying to access the file system and obtain information
- **Image Job Log\*** creates and externally stores an image file (PDF) and a log file (XML) for each job. This helps identify unauthorised use of the MFP.

\* Contact a Sharp customer representative for details on activating this function.



## Link with Mobile Devices

Connecting the MFP to one or more mobile devices is easy, and it expands your options for sharing data. Not only can you send scanned documents to mobile devices such as smartphones and tablets, you can also print documents or photos sent from those devices.

- The **Sharpdesk Mobile**\*<sup>1</sup> print/scan app lets you easily link your mobile device to the MFP by simply holding it over the MFP's NFC card reader\*<sup>2</sup> or by scanning the MFP's QR Code®.

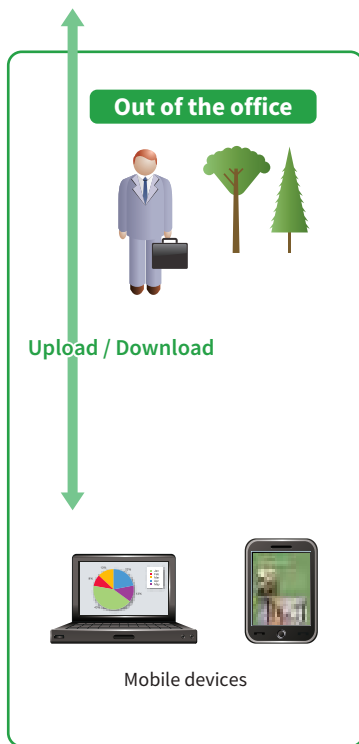
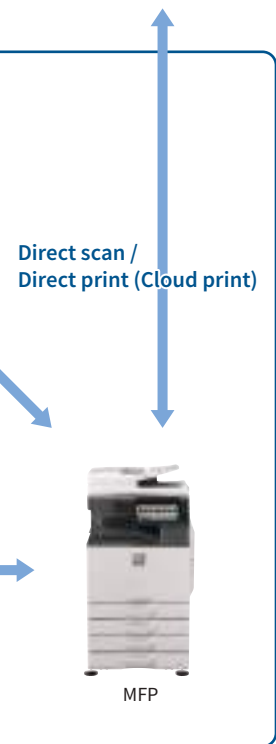
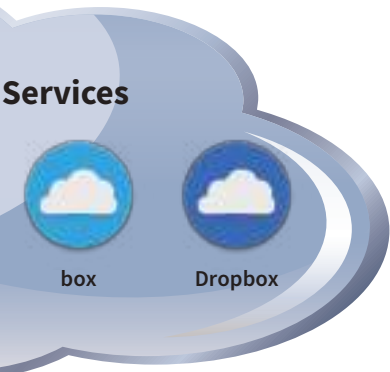
\*1: Availability varies by country/region. For details, see the Sharpdesk Mobile support website:

[https://global.sharp/products/copier/docu\\_solutions/mobile/sharpdesk\\_mobile/](https://global.sharp/products/copier/docu_solutions/mobile/sharpdesk_mobile/)

\*2: The NFC interface is for Android™ devices. Requires commercially available NFC card reader. Contact a Sharp customer representative for details.

- **AirPrint**, **Google Cloud Print**, and **Sharp Print Service Plugin** are supported\*.

\* Requires optional MX-PK13.



## Wireless Connections\*

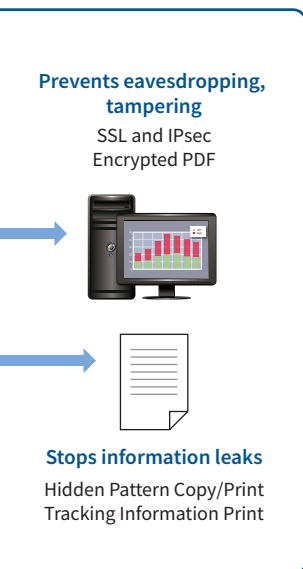
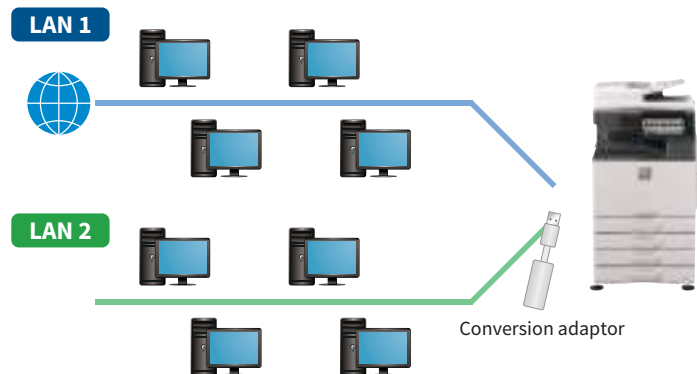
The MFP offers ultra-handry wireless access, enabling convenient access to the MFP even from places where it's difficult to connect a LAN cable.

\* Requires optional MX-EB18. Availability of this option varies by country/region.

## Secondary Ethernet Port\*

A secondary Ethernet port allows the MFP to support two separate networks. You can set up different IP addresses and security settings for each line—one in-house, say, and one for visitors. Alternatively, the MFP could be set up to access a web-connected office network as well as a high-security offline network.

\* Requires an Ethernet adaptor that supports two lines. Contact a Sharp customer representative for details.



## Document Protection

- **Document Control**\* prevents unauthorised use of confidential documents by embedding copy prevention data in them

\* Requires optional MX-FR64U and MX-HD16. May not work with certain types of paper, documents (such as those with a large volume of photos), or MFP settings.

- **Hidden Pattern Copy/Print** embeds a watermark, such as "Confidential" or "Not for Copy," onto a document
- **Tracking Information Print** prints the MFP user's name, the date, job ID, and other specifics on printouts

## Data/System Protection

- **Job data is automatically encrypted**\* before being saved to the MFP's internal storage. Once a job is finished, its encrypted **data is erased**\* by up to 10 automatic overwrites.

\* Contact a Sharp customer representative for details on activating these functions.

- Retained data can be **erased** when it's time to replace the MFP, preventing the leakage of confidential information
- **Firmware self-recovery** prevents data leaks and firmware damage by automatically restoring files when abnormal activity is detected

# EASE OF USE

## Pop-up Command Screen

Insert a USB drive into the MFP and a print/scan command screen will automatically pop up on the LCD. Right away you can print files from the USB drive—which are displayed as thumbnails—or you can scan documents directly to the USB drive.




## LED Lamps

Next to the control panel are LED lamps in three colors: red, green, and blue. The blue LED lamps light up in distinct patterns to indicate things like MFP startup, user authentication, and specific user operations. The red and green LED lamps light up to notify you—even from a distance—of the status of the machine.



Status lamps



Communication lamps

## Address Book

The address book has an easy-to-see layout that includes Frequent Use buttons, a separate Address list, and larger buttons, scroll bar, and text. This user-friendly design makes selecting the right scan/fax destinations more effortless than ever.



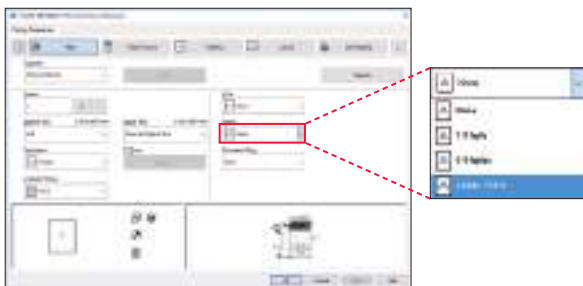
## Free-Tilting Control Panel

The control panel can be tilted freely at various angles for easy viewing and easy operation, even from a wheelchair. Having the control panel at the perfect viewing angle means you can reduce eye strain and avoid making input errors.



## Printer Driver with Easy Setup

The printer driver setup window features a simple design that includes larger buttons and drop-down menus, making it easier than ever to use printer functions.



## Remote Operation\*

The Remote Operation function lets you display the MFP's main control panel on the screen of your PC or mobile device. From a remote location, you can then check MFP settings or reprint data stored on the MFP. This function also enables the administrator to guide an MFP user through necessary procedures and allows remote MFP operation from a wheelchair.

\* Requires VNC application. Simultaneous remote operation from two or more PCs or mobile devices is not possible. Remote operation also depends on the network environment and applications being used. Contact a Sharp customer representative for details.

## Utility Table

An optional Utility Table gives you a handy place to lay documents or a mobile device such as a tablet when you're working at the MFP. An IC card reader\* can be built underneath the table.

\* Commercially available






## Easy, High-Quality Scanning

Through an advanced three-step process, **Auto Colour Mode** provides faithful and fully automated scanning in both colour and B/W—all with a simple press of the Start button. Here's how it works: **Auto Colour Selection** automatically determines whether a page is colour or B/W. **Auto Original Type Selection** then analyses page contents to distinguish between different components (such as photos and text) and selects the appropriate mode. Finally, **Background Suppression** automatically removes unnecessary background colour.

### Auto Colour Mode



## High-Resolution Output

Digital smoothing technology delivers print and copy resolution at the equivalent of 9,600 × 600 dpi, giving you ultra-clear image quality. Fine lines and small text come out looking crisper and easier to read.

## Halftone Process Control

Halftone process control brings optimal monochrome gradation and outstanding image quality to high-volume copy/print jobs. Employing an image density sensor to enhance the stability and accuracy of each gradation, halftone process control ensures consistently high image quality from first page to last.

## Line Width Adjustment

This function adjusts the width of lines. Fine lines, which are otherwise difficult to render properly, turn out sharp and crisp. Intricate line drawings, complex graphs and charts, and detailed spreadsheets are reproduced with exceptional quality and precision.

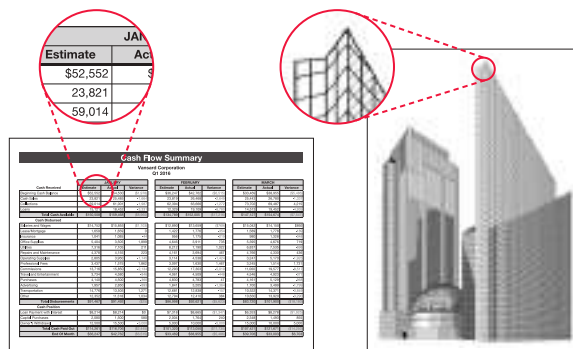
## Clear, Easily Visible Copies

**Auto Original Type Selection** and **Background Suppression** are just as effective for copying as they are for scanning. Copies of documents that have a colour background—for example, newspaper articles, flyers, or invoices—come out superbly clear and legible.

## PCL 6 and True Adobe® PostScript® 3™

For better graphics handling, this MFP comes standard with both PCL 6 and true Adobe PostScript 3\*.

\* PostScript printing requires optional MX-PK13.



## Seamless Document Management

### Sharpdesk\*1

With Sharpdesk integrated document management software, scanned files can be organised, edited, converted, and combined with ease. What's more, Full Text Search\*2 makes it easy to retrieve your documents.

\*1: Requires optional Sharpdesk License Kit.

\*2: Full text search of PDF files requires Adobe® PDF iFilter.



### Easy Sharing of Application Files

The MFP's hard disk enables files created with applications such as Word and Excel to be saved in their original file format and shared across the office network\*.

\* Sharp recommends backing up data saved to the MFP's hard disk.

### Document Filing

Document Filing allows files that have been copied, printed, scanned, or faxed\* to be stored by job in a Quick File folder, Main folder, or Custom folder on the MFP's hard disk. From there, they can be instantly recalled for printing and sending at a later time. The Main folder and Custom folder require users to enter a password for access, thereby protecting your sensitive data.

\* For fax and Internet fax jobs, only transmitted data (not received faxes) can be saved via the Document Filing function.

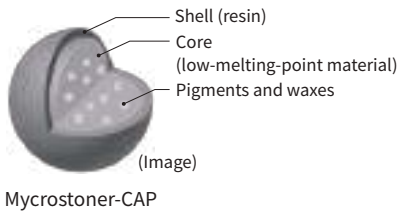
# ENVIRONMENT-FRIENDLY

## Low Power Consumption

To reduce power consumption, Sharp has applied its advanced technologies across all areas of this MFP, including the hardware, software, electrical system, and supplies. As a result, the MFP delivers exceptional energy efficiency.

## Eco-Friendly Toner

Mycrostoner-CAP is filled with low-melting-point material. This toner is able to fuse at low temperatures, resulting in reduced energy consumption.



## Eco Scan

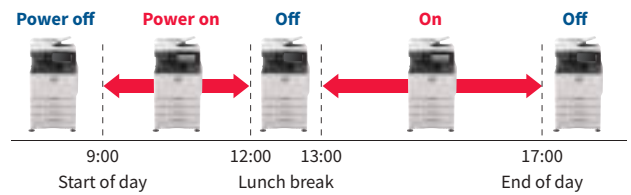
The Eco Scan function saves energy by keeping the fusing system shut down during jobs that don't require its use—for example, during image sending and Document Filing.

## Auto Power Shut-Off Mode

Based on prior usage patterns, the MFP automatically determines how long to wait before going into auto power shut-off mode. Shortly before this mode begins, a message appears on the LCD indicating that the MFP will soon shut down and giving you the option to continue operation.

## Power ON/OFF Schedule

This function automatically turns the MFP on or off per administrator-set schedules.

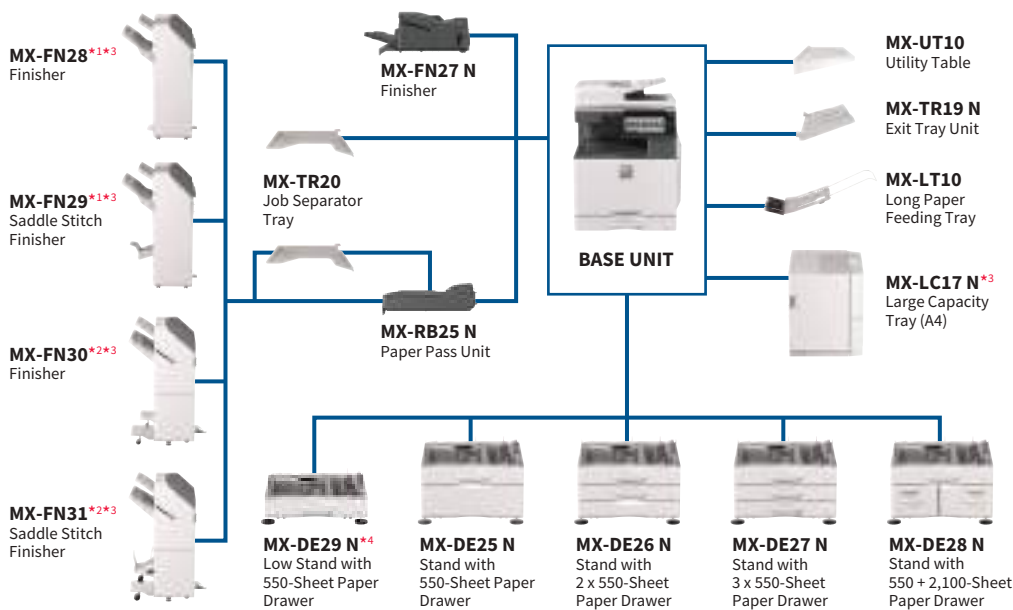


## Eco Recommendation

This function suggests environmentally friendly settings before a print\*/copy command is executed from the control panel.

\* For printing Document Filing data and direct printing (FTP/SMB/USB)

# SYSTEM CONFIGURATION



- MX-PN14B/C/D** Punch Module (for MX-FN27 N)
- MX-PN15B/C/D** Punch Module (for MX-FN28/FN29)
- MX-PN16B/C/D** Punch Module (for MX-FN30/FN31)
- MX-PU10** Direct Print Expansion Kit
- MX-PK13** PS3 Expansion Kit
- MX-PF10** Barcode Font Kit
- MX-FX15** Fax Expansion Kit
- MX-FWX1** Internet Fax Expansion Kit
- AR-SU1** Stamp Unit
- MX-USX1/X5** Sharpdesk 1/5-License Kit
- MX-US10/50/A0** Sharpdesk 10/50/100-License Kit
- MX-AMX1** Application Integration Module
- MX-AMX2** Application Communication Module
- MX-AMX3** External Account Module
- MX-EB19** Enhanced Compression Kit
- MX-EB18** Wireless LAN Adaptor
- MX-EB20** OCR Expansion Kit
- MX-HD16** Hard Disk Expansion Kit
- MX-FR64U**\*5 Data Security Kit

\*1: Max. paper capacity: 1,250 sheets \*2: Max. paper capacity: 3,250 sheets \*3: Requires MX-DE25 N/DE26 N/DE27 N/DE28 N.  
\*4: Cannot be used with MX-FN28/FN29/FN30/FN31/LC17 N. \*5: Requires optional MX-HD16.

Certain optional equipment may not be available in some areas.

# SPECIFICATIONS FOR OPTIONAL EQUIPMENT

## MX-TR20 Job Separator Tray

Paper size	A3W (12" x 18") to A5 (5 1/2" x 8 1/2") <sup>*1</sup>
Paper capacity	100 sheets (A4, 8 1/2" x 11")

## MX-FN27 N Finisher

Paper size	Non offset	A3W (12" x 18") to A5 (5 1/2" x 8 1/2") <sup>*1</sup>
	Offset/staple	A3 (11" x 17") to B5 <sup>*2</sup> (8 1/2" x 11")
	Stapleless staple	A3 to B5 <sup>*3</sup> (11" x 17", 8 1/2" x 11") <sup>*4</sup>
Paper capacity	Non offset/offset	500 sheets (A4 or smaller), 250 sheets (B4 or larger)
	Staple	30 sets or 500 sheets (A4 or smaller), 30 sets or 250 sheets (B4 or larger)
	Stapleless staple	30 sets
Stapling capacity	Staple	50 sheets (A4, B5 <sup>**</sup> ), 30 sheets (A3, B4)
	Stapleless staple	5 sheets <sup>*5</sup>
	Manual staple	Total paper thickness 4 mm or less (40 sheets)
Staple position	Staple mode	3 locations (front, rear, or 2-point stapling)
	Stapleless staple mode	1 location (rear)
	Manual staple mode	1 location

## MX-FN28 Finisher

Paper size	Non offset	A3W (12" x 18") to A5 (5 1/2" x 8 1/2") <sup>*1</sup>
	Offset	A3W (12" x 18") to A5 (5 1/2" x 8 1/2") <sup>*1</sup>
	Staple	A3W (12" x 18") to B5 (7 1/4" x 10 1/2") <sup>*6</sup>
Paper capacity	Finisher tray (non offset/offset)	1,000 sheets (A4), 500 sheets (other sizes)
	(staple)	100 sets or 1,000 sheets (A4), 50 sets or 500 sheets (other sizes)
	Top tray	250 sheets (A4 or smaller), 50 sheets (B4 or larger)
Stapling capacity		50 sheets (A4, B5), 30 sheets (A3W, A3, B4)
Staple position		3 locations (front, rear, or 2-point stapling)

## MX-FN29 Saddle Stitch Finisher

Paper size	Non offset	A3W (12" x 18") to A5 (5 1/2" x 8 1/2") <sup>*1</sup>
	Offset	A3W (12" x 18") to A5 (5 1/2" x 8 1/2") <sup>*1</sup>
	Staple	A3W (12" x 18") to B5 (7 1/4" x 10 1/2") <sup>*6</sup>
Paper capacity	Finisher tray (non offset/offset)	1,000 sheets (A4), 500 sheets (other sizes)
	(staple)	100 sets or 1,000 sheets (A4), 50 sets or 500 sheets (other sizes)
	Top tray	250 sheets (A4 or smaller), 50 sheets (B4 or larger)
	Saddle stitch tray	7 sets of 11–15 sheets, 10 sets of 6–10 sheets, 20 sets of 1–5 sheets
Stapling capacity		50 sheets (A4, B5), 30 sheets (A3W, A3, B4)
Staple position		3 locations (front, rear, or 2-point stapling)

## MX-FN30 Finisher

Paper size	Non offset	A3W (12" x 18") to A5 (5 1/2" x 8 1/2") <sup>*1</sup>
	Offset/staple	A3 (11" x 17") to B5 <sup>*2</sup> (8 1/2" x 11")
	Stapleless staple	A3, A4 <sup>*4</sup> (11" x 17", 8 1/2" x 11") <sup>*4</sup>
Paper capacity	Finisher tray (non offset/offset)	3,000 sheets (A4, B5), 1,500 sheets (other sizes)
	(staple)	200 sets or 3,000 sheets (A4, B5), 100 sets or 1,500 sheets (other sizes)
	(stapleless staple)	200 sets (A4), 100 sets (A3)
	Top tray	250 sheets (A4 <sup>*4</sup> , B5 <sup>*4</sup> , A5), 125 sheets (other sizes)
Stapling capacity	Staple	65 sheets (A4 <sup>*4</sup> , B5 <sup>*4</sup> ), 30 sheets (other sizes)
	Stapleless staple	5 sheets <sup>*5</sup>
	Manual staple	Total paper thickness 9 mm or less (65 sheets)
Staple position	Staple mode	3 locations (front, rear, or 2-point stapling)
	Stapleless staple mode	1 location (rear)
	Manual staple mode	1 location

## MX-FN31 Saddle Stitch Finisher

Paper size	Non offset	A3W (12" x 18") to A5 (5 1/2" x 8 1/2") <sup>*1</sup>
	Offset/staple	A3 (11" x 17") to B5 <sup>*2</sup> (8 1/2" x 11")
	Stapleless staple	A3, A4 <sup>*4</sup> (11" x 17", 8 1/2" x 11") <sup>*4</sup>
Paper capacity	Finisher tray (non offset/offset)	3,000 sheets (A4, B5), 1,500 sheets (other sizes)
	(staple)	200 sets or 3,000 sheets (A4, B5), 100 sets or 1,500 sheets (other sizes)
	(stapleless staple)	200 sets (A4), 100 sets (A3)
	Top tray	250 sheets (A4 <sup>*4</sup> , B5 <sup>*4</sup> , A5), 125 sheets (other sizes)
	Saddle stitch tray	10 sets of 11–20 sheets, 15 sets of 6–10 sheets, 25 sets of 1–5 sheets
Stapling capacity	Staple	65 sheets (A4 <sup>*4</sup> , B5 <sup>*4</sup> ), 30 sheets (other sizes)
	Stapleless staple	5 sheets <sup>*5</sup>
	Manual staple	Total paper thickness 9 mm or less (65 sheets)
Staple position	Staple mode	3 locations (front, rear, or 2-point stapling)
	Stapleless staple mode	1 location (rear)
	Manual staple mode	1 location

## Punch Modules

Model name	For MX-FN27 N	<b>MX-PN14B</b> <sup>*7</sup>	<b>MX-PN14C</b> <sup>*8</sup>	<b>MX-PN14D</b>
	For MX-FN28/FN29	<b>MX-PN15B</b> <sup>*7</sup>	<b>MX-PN15C</b> <sup>*8</sup>	<b>MX-PN15D</b>
	For MX-FN30/FN31	<b>MX-PN16B</b> <sup>*7</sup>	<b>MX-PN16C</b> <sup>*8</sup>	<b>MX-PN16D</b>
Number of holes		2 or 3	2 or 4	4 (wide)
Paper weight		55 to 300 g/m <sup>2</sup> <sup>*9</sup>		

## MX-TR19 N Exit Tray Unit

Paper size	A3W (12" x 18") to A5 (5 1/2" x 8 1/2") <sup>*1</sup>
Paper capacity	100 sheets (A4, 8 1/2" x 11")

## MX-DE25 N Stand with 550-Sheet Paper Drawer

Paper size	A3W (12" x 18") to A5 (5 1/2" x 8 1/2") <sup>*10</sup>
Paper capacity	550 sheets

## MX-DE26 N Stand with 2 x 550-Sheet Paper Drawer

Paper size	Upper and lower tray	A3W (12" x 18") to A5 (5 1/2" x 8 1/2") <sup>*10</sup>
Paper capacity	Upper and lower tray	550 sheets each

## MX-DE27 N Stand with 3 x 550-Sheet Paper Drawer

Paper size	Upper/middle/lower tray	A3W (12" x 18") to A5 (5 1/2" x 8 1/2") <sup>*10</sup>
Paper capacity	Upper/middle/lower tray	550 sheets each

## MX-DE28 N Stand with 550 + 2,100-Sheet Paper Drawer

Paper size	Upper tray	A3W (12" x 18") to A5 (5 1/2" x 8 1/2") <sup>*10</sup>
	Lower right tray	A4, B5, 8 1/2" x 11"
	Lower left tray	A4, 8 1/2" x 11"
Paper capacity	Upper tray	550 sheets
	Lower right tray	900 sheets
	Lower left tray	1,200 sheets

## MX-DE29 N Low Stand with 550-Sheet Paper Drawer<sup>\*11</sup>

Paper size	A3W (12" x 18") to A5 (5 1/2" x 8 1/2") <sup>*10</sup>
Paper capacity	550 sheets

## MX-LC17 N Large Capacity Tray

Paper size	A4, B5, 8 1/2" x 11"
Paper capacity	3,000 sheets

## MX-LT10 Long Paper Feeding Tray

Paper size	Max. 1,300 mm long
Paper capacity	1 sheet

Note: All specifications relating to paper capacity refer to 80 g/m<sup>2</sup> paper.

\*1: Only short-edge feeding can be used with 5 1/2" x 8 1/2" paper. \*2: Only long-edge feeding can be used with B5 paper. \*3: Only long-edge feeding can be used with A4 and B5 paper. \*4: Long-edge feeding. \*5: Guaranteed stapleable weight is up to 64 g/m<sup>2</sup> (4 sheets up to 81.4 g/m<sup>2</sup> and 3 sheets up to 105 g/m<sup>2</sup>). \*6: Only short-edge feeding can be used with 7 1/4" x 10 1/2" paper. \*7: Accepts North American paper sizes. \*8: Accepts ISO-standard paper sizes. \*9: Guaranteed punchable weight is 60 to 128 g/m<sup>2</sup>. \*10: Only short-edge feeding can be used with A5 (5 1/2" x 8 1/2") paper. \*11: Desktop use is also possible. Contact a Sharp customer representative for details.

**SPECIFICATIONS** (tentative)

**General**

Type	Desktop
Engine speed	A4 (8 1/2" x 11")*1: Max. 60/50/40/35/30/26 ppm A3 (11" x 17"): Max. 28 (27)/24/19/17/15/15 ppm A3W: Max. 26/23/18/16/14/14 ppm
Control panel display	10.1-inch colour LCD touchscreen
Paper size	Max. A3W (12" x 18"), min. A5 (5 1/2" x 8 1/2")*2
Paper capacity (80 g/m <sup>2</sup> )	Standard: 650 sheets (550-sheet tray and 100-sheet multi-bypass tray) Maximum: 6,300 sheets (650 sheets & optional 550 + 2,100-sheet tray and 3,000-sheet tray)
Paper weight	Tray: 60 g/m <sup>2</sup> to 300 g/m <sup>2</sup> (16 lbs bond to 110 lbs cover) Multi-bypass tray: 55 g/m <sup>2</sup> to 300 g/m <sup>2</sup> (13 lbs bond to 110 lbs cover)
Warm-up time*3	MX-M6051: 18 sec.*4 MX-M5051: 16 sec.*4 MX-M4051/M3551/M3051/M2651: 14 sec.*4
Memory	Standard: 5 GB (copy/print shared) Option: 500 GB HDD*5
Power requirements	Rated local AC voltage ±10%, 50/60 Hz
Power consumption	Max. 1.84 kW (220 V to 240 V), max. 1.5 kW (110 V)
Dimensions (W x D x H)*6	608 x 650 x 834 mm (23 15/16" x 25 19/32" x 32 27/32")
Weight (approx.)	64 kg (141.1 lbs)

**Copier**

Original paper size	Max. A3 (11" x 17")
First copy time*7	MX-M6051: 3.5 sec. MX-M5051: 3.7 sec. MX-M4051/M3551/M3051/M2651: 4.5 sec.
Continuous copy	Max. 9,999 copies
Resolution	Scan: 600 x 600 dpi, 600 x 400 dpi Print: 600 x 600 dpi, 9,600 (equivalent) x 600 dpi (depending on copy mode)
Gradation	Equivalent to 256 levels
Zoom range	25% to 400% (25% to 200% using RSPF) in 1% increments
Preset copy ratios	Metric: 10 ratios (5R/5E), inch: 8 ratios (4R/4E)

**Network Colour Scanner**

Scan method	Push scan (via control panel) Pull scan (TWAIN-compliant application)
Scan speed*8	Colour & B/W: Max. 80 originals/min.
Resolution	Push scan: 100, 150, 200, 300, 400, 600 dpi Pull scan: 75, 100, 150, 200, 300, 400, 600 dpi 50 dpi to 9,600 dpi via user setting*9
File formats	TIFF, PDF, PDF/A-1a*10, PDF/A-1b, encrypted PDF, XPS, compact PDF*11*12, JPEG*12, searchable PDF*10, OOXML (pptx, xlsx, docx)*10, text (TXT [UTF-8])*10, rich text (RTF)*10
Scan destinations	Scan to e-mail/desktop*13/FTP server/network folder (SMB)/USB drive/HDD

\*1: Long-edge feeding.  
\*2: Only short-edge feeding can be used with 5 1/2" x 8 1/2" paper.  
\*3: In a standard measurement environment. May vary depending on operating conditions and environment.  
\*4: When starting the MFP via the power button. 31 sec. for the MX-M6051, 29 sec. for the MX-M5051, and 27 sec. for the MX-M4051/M3551/M3051/M2651 when starting via the main power switch.  
\*5: HDD capacity depends on procurement and sourcing status.  
\*6: Including adjusters and protruberances.  
\*7: Long-edge feeding of A4 (8 1/2" x 11") sheets from 1st paper tray, using document glass, MFP in fully ready condition. May vary depending on operating conditions and environment.  
\*8: Based on Sharp's A4 standard chart, using document feeder, long-edge feeding, one-sided scanning, and factory default settings. Scan speed will vary depending on the type of document and the scan settings.  
\*9: Resolution will vary depending on the size of the scanned area.  
\*10: Requires optional MX-EB20.  
\*11: Requires optional MX-EB19.  
\*12: Colour/greyscale only.  
\*13: Requires Network Scanner Tool Lite.  
\*14: Storage capacity will vary depending on the type of document and the scan settings.  
\*15: Some features require optional equipment.  
\*16: Requires optional MX-EB18. Availability of this option varies by country/region.  
\*17: Requires optional MX-PK13 for Mac OS.  
\*18: Based on Sharp's standard chart with approx. 700 characters (A4 or 8 1/2" x 11" long-edge feeding) at standard resolution in Super G3 mode, 33,600 bps, JBIG compression.

**Document Filing (requires optional MX-HD16)**

Document filing capacity*14	Main and custom folders: 20,000 pages or 3,000 files Quick file folder: 10,000 pages or 1,000 files
Stored jobs*15	Copy, print, scan, fax
Storage folders	Quick file folder, main folder, custom folder (max. 1,000 folders)

**Network Printer**

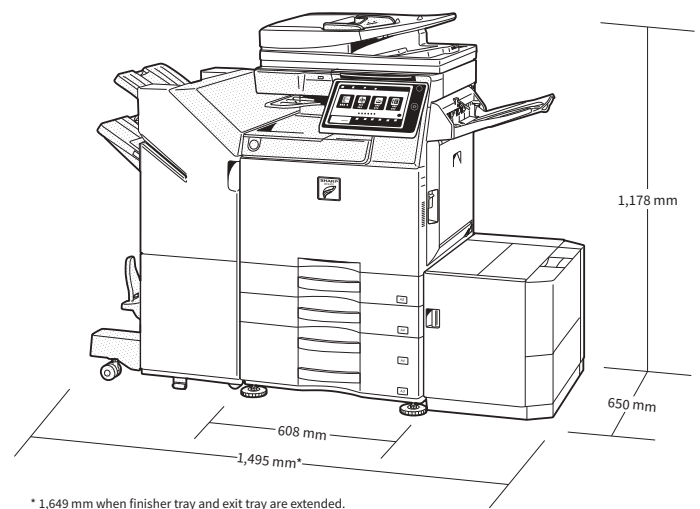
Resolution	600 x 600 dpi, 9,600 (equivalent) x 600 dpi
Interface	USB 2.0 (host, high-speed), 10Base-T/100Base-TX/1000Base-T, wireless LAN (IEEE 802.11 b/g/n)*16
Supported OS*17	Windows Server® 2008, Windows Server® 2008 R2, Windows Server® 2012, Windows Server® 2012 R2, Windows Server® 2016, Windows Server® 2019, Windows® 7, Windows® 8.1, Windows® 10 Mac OS 10.9, 10.10, 10.11, 10.12, 10.13, 10.14
Network protocols	TCP/IP
Printing protocols	LPR, Raw TCP (port 9100), POP3 (e-mail printing), HTTP, FTP for downloading print files, IPP, SMB, WSD
PDL	Standard: PCL 6 emulation Option: Adobe® PostScript® 3™
Available fonts	80 fonts for PCL, 139 fonts for Adobe PostScript 3

**Facsimile (requires optional MX-FX15)**

Compression method	MH/MR/MMR/JBIG
Communication protocol	Super G3/G3
Transmission time	Less than 3 seconds*18
Modem speed	33,600 bps to 2,400 bps with automatic fallback
Transmission resolution	From Standard (203.2 x 97.8 dpi) to Ultra Fine (406.4 x 391 dpi)
Recording size	A3 to A5 (11" x 17" to 5 1/2" x 8 1/2")
Memory	1 GB (built-in)
Greyscale levels	Equivalent to 256 levels

• Design and specifications are subject to change without prior notice.  
• Google Drive, Google Cloud Print, Gmail, and Android are trademarks of Google LLC. The Google Drive trademark is used with permission from Google LLC. OneDrive, SharePoint, Active Directory, Microsoft, Excel, PowerPoint, Windows Server, and Windows are either registered trademarks or trademarks of Microsoft Corporation in the US and/or other countries. Box is a trademark, service mark, or registered trademark of Box, Inc. Dropbox is a trademark or registered trademark of Dropbox, Inc. AirPrint and Mac are trademarks of Apple Inc., registered in the US and other countries. QR Code is a registered trademark of DENSO WAVE INCORPORATED in Japan and other countries. PCL is a registered trademark of Hewlett-Packard Company. Adobe and PostScript 3 are either registered trademarks or trademarks of Adobe Systems Incorporated in the US and/or other countries. Qualcomm DirectOffice is a product of Qualcomm Technologies, Inc. and/or its subsidiaries. Qualcomm is a trademark of Qualcomm Incorporated, registered in the US and other countries. DirectOffice is a trademark of CSR Imaging US, LP, registered in the US and other countries, used with permission. All other brand names and product names may be trademarks or registered trademarks of their respective owners.

Qualcomm® DirectOffice™



\* 1,649 mm when finisher tray and exit tray are extended.

MX-M4051 shown with optional equipment.

Distributed by:

